

Lesson Outline

3.11



Road Safety

Lesson at a Glance

Aim

To:

- Prepare personnel for safe driving in UN peacekeeping operations
- Provide information on rules, regulations and expectations on use and control of UN vehicles

Relevance

- Peacekeeping personnel who drive UN-provided vehicles must follow rules and regulations on use
- Greater awareness creates a safer environment for all road users

All peacekeeping personnel need to know the **rules and regulations** on operating UN vehicles.

UN goals for road safety are:

- Reduce the number of accidents and associated costs
- Create a safer environment for staff and all road users

Attitudes and behaviours when driving can influence safety for all.

Greater awareness will create a climate where people understand and accept traffic safety measures, enhancing the image of the UN.

Learning Outcomes

Learners will:

- Explain what is required to drive a UN vehicle
- List the four basic UN rules of road safety
- Describe defensive driving
- Explain the UN's expectations for the use and control of UN-provided vehicles, including handling and reporting of accidents and incidents

Lesson Map

The Lesson	Pages 3-15
Starting the Lesson	Intro Slides
Why is Road Safety Important?	Slide 1
Major Causes of Vehicle Accidents	Slide 2
Three Goals for Road Safety	Slide 3
Use of UN Vehicles	Slide 4
Four Basic UN Rules on Driver Safety	Slide 5
Defensive Driving	Slide 6
Vehicle Accidents & Incidents	Slide 7
Administrative & Disciplinary Actions	Slide 8

The Lesson



Lesson Outline

This lesson outline seeks to provide guidance to course directors and instructors on how to develop sessions related to Road Safety. This is a safety and security issue in UN peacekeeping.

Training on Road Safety is best delivered by a certified professional, as a practical exercise, and with an extended amount of time. The lesson should be tailored to the types of participants, available training facilities and equipment, mission-specific information and additional national requirements on safety and security training which may exceed UN standards.


This lesson outline guides instructors on the UN key messages related to Road Safety which should be taken into account when developing sessions. Instructors should design sessions which inform all participants about the risks to their safety and security and tools to mitigate those risks.

The UN recommends that participants take defensive driving courses. This will help increase the likelihood that the content in this lesson will be practiced and applied.

The Basic and Advanced Security in the Field (B/ASITF) on-line course contains content on Road Safety. Specific UN personnel (such as civilians and individually deployed military and police officers, and those recommended for contingent and FPU commanders) are obligated to complete the B/ASITF on-line course before arrival in the mission.

Importance of Road Safety


Slide 1



1. Why is Road Safety Important?

Accidents result in:

- Loss of life and injury
- Financial losses
- Reduced operational capability
- Negative public image



Key Message: Road travel can be one of the most dangerous activities undertaken in UN peacekeeping. More peacekeeping personnel die in vehicle accidents than malicious acts. Vehicle accidents have other negative results.



Let participants know that information on fatalities in UN peacekeeping operations can be found on the DPKO website.

The statistics on UN Peacekeeping Vehicle Accident Severity 2012-2013 reflects:

- 92.4% resulted in property damage
- 6.8% resulted in injury
- 0.8% resulted in fatality

Statistics can hide suffering, especially when the fatality rate seems low.

Unfortunately vehicle accidents also kill and injure third parties.

Negative results due to vehicle accidents include:

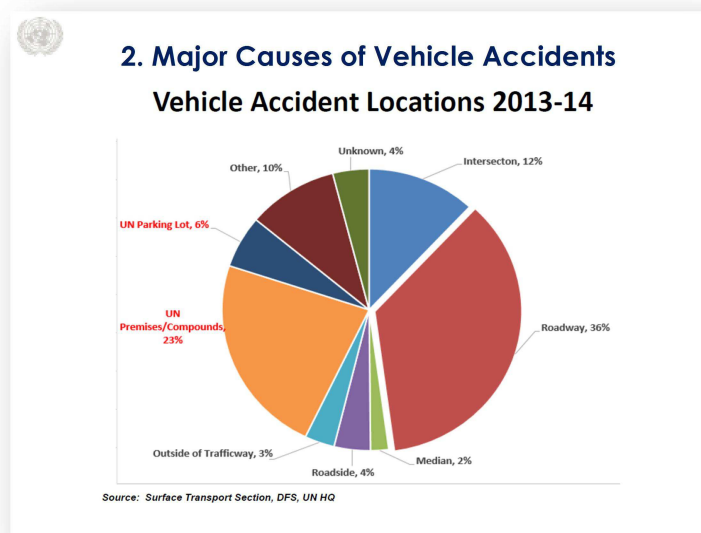
- **Loss of Life and injury:** Accidents are the major cause of human sufferings in UN missions.
- **Financial Losses:** Accidents expose the UN to financial losses from, for example:
 - Payments
 - Damage to property

- Compensation for injury claims
- Vehicle repairs
- Purchase of replacement assets
- **Reduced Operational Capability:** Accidents mean vehicles aren't available when needed. Too many are off the road for repairs, write-off or replacement purposes.
- **Negative Public Image:** Accidents can damage the UN's image and public relations.

No matter whether you are from Country X or assigned to Mission Y, "Road Safety" is important to us all.

Major Causes of Vehicle Accidents

Slide 2



Key Message: UN vehicle accidents may be due to:

- Lack of basic care and attention
- Management issues where better supervision could easily have prevented it
- Road and weather conditions on road journeys
- Poorly planned journeys
- War and conflict – for example, arson, land mines, rioting

Lack of basic care and attention is a common cause.

In UN peacekeeping operations, common causes of vehicle accidents include:

- Inappropriate speed for the conditions
- Failure to maintain a safe distance between vehicles
- Driving while tired or under influence of alcohol
- Confusion about priority, right-of-way
- Driving without due care and attention, especially when overtaking or reversing

With a little care, these vehicle accidents are 100% preventable.

Reasonable care and common sense can prevent most accidents. Drivers need to avoid:

- Overestimating driving capability
- Underestimating personal vulnerability

Three Goals for Road Safety

Slide 3



3. Three Goals for Road Safety

1. Prevention of road accidents to the fullest extent possible
2. Mitigation of injury and damage when accidents do occur
3. Assimilation of 'lessons learnt' from mission and road accidents



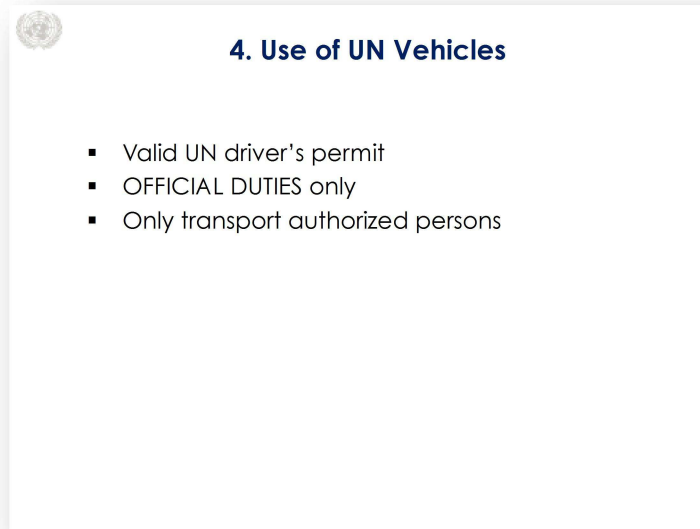
Key Message: Three goals for road safety are:

1. Prevent vehicle accidents to the fullest extent possible
2. Mitigate injury and damage when vehicle accidents do occur
3. Learn lessons from vehicle accidents

Prevention of road accidents is always the best.

Use of UN Vehicles

Slide 4

A presentation slide titled "4. Use of UN Vehicles" with a small UN logo in the top left corner. The slide contains a bulleted list of three items: "Valid UN driver's permit", "OFFICIAL DUTIES only", and "Only transport authorized persons".

4. Use of UN Vehicles

- Valid UN driver's permit
- OFFICIAL DUTIES only
- Only transport authorized persons

Key Message: Drivers of UN vehicles:

1. Must have a valid UN driver's permit
2. Use UN vehicles for OFFICIAL DUTIES only
3. Only transport authorized persons

1. Must have a valid UN driver's permit

To drive a UN mission vehicle requires a valid UN Driver's Permit.

No one is to drive a UN vehicle unless they have a valid UN Driver's Permit, issued by the mission.

Applicants for valid UN Driver's Permits must have:

- A valid licence (national, international, military) – bring it with you
- Pass the UN driver's test on arrival at the mission

Personnel should prepare to pass the UN driving test on arrival at the mission to drive a UN vehicle.

Success on the UN driving test means a person can:

- Move the vehicle safely into traffic
- Change gears and control the clutch

- Start and stop up a hill
- Signal correctly and in good time
- Follow all traffic signs and lights
- Check traffic in all directions when changing lanes, turning or passing
- Approach junctions, crossroads and circles carefully
- Turn left and right in traffic and execute a three-point turn
- Follow passing rules when overtaking another vehicle
- Negotiate curves safely
- Park safely and be able to reverse into a parking space
- Execute a controlled stop in an emergency
- Anticipate and react to changing road situations
- Show awareness of other road users including pedestrians and cyclists

Once in possession of a UN Driver's permit:

- Carry your permit whenever you operate a UN vehicle
- Do not allow others to use your permit to drive a UN vehicle
- Renew your permit before it expires
- Follow all policies and procedures for operating UN vehicles
- Always follow safe driving practices when driving a mission vehicle

2. Use UN vehicles for OFFICIAL DUTIES only

They may be used to travel between work and residence and for limited travel for shopping, banking and similar uses.

Mission vehicles are not to cross or be transported into neighbouring countries without the explicit written approval of the Director of Mission Support (DMS), or designated representative.

3. Only transport authorized persons

The UN forbids the transport of unauthorized persons in mission vehicles.

Drivers who violate the prohibition assume risks not covered by the UN. This includes any compensation.

Authorized passengers are:

- All UN civilian, police and military personnel
- Staff members of specialized agencies of the UN
- Official guests of the mission
- Personnel traveling on official UN business

Authorization for non-UN passengers:

- Under compelling circumstances, the HOM or DMS may authorize other people to travel in mission vehicles.
- The DMS must receive a formal request for the transport of non-UN individuals. Formal requests provide: names, nationalities, relationship with the UN and passport numbers. Requests need to be in time for approval before travel.
- Passengers granted authorization must sign a waiver of liability, exempting the UN.
- The Transport Section of the mission has the required forms.

Four Basic UN Rules on Driver Safety

Slide 5

5. Four Basic UN Rules on Driver Safety

1. Wearing of seatbelts is mandatory
2. Driving under the influence of alcohol or drugs is strictly prohibited
3. Drivers are prohibited from using mobile phones
4. The speed limits, as posted by local authorities and in UN areas, must be observed at all times

Key Message: The four basic UN rules on driver safety are:

1. Wear seatbelts when travelling in UN vehicles. Seatbelts are compulsory for driver and passengers.
2. NEVER drive under the influence of alcohol or drugs.
3. NEVER use mobile phones while driving a vehicle. To use, make sure the vehicle is not in motion.
4. Observe speed limits posted by local authorities and the UN at all times.

Different peacekeeping personnel drive UN vehicles: UN Police, military experts, civilians, and sometimes contingent members. All need to know and follow basic UN rules on driver safety.

1. Wear seatbelts when travelling in UN vehicles. Seatbelts are compulsory for driver and passengers.

Always wear your seat belt.

Ensure that all passengers comply with this requirement and do not begin to travel until all passengers have their seat belts securely fastened.

2. NEVER drive under the influence of alcohol or drugs.

The UN prohibits driving UN vehicles when under the influence of any substance that negatively affects driving ability:

- Medicines
- Alcohol
- Drugs
- Narcotics
- Psychotropic chemical substances

3. NEVER use mobile phones while driving a vehicle. To use, make sure the vehicle is not in motion.

Use of radios and mobile communication equipment is permitted **only** when a UN vehicle is:

- **Not** in motion
- Parked in a safe location

In urgent situations when it is not safe or possible to stop or park a vehicle, drivers must keep their radio or telephone communication short

Managers and supervisors should not expect drivers to respond to phone calls while they are driving a UN vehicle.

Do not do anything that distracts you or interferes with full control over a vehicle in motion. Avoid:

- Eating, drinking
- Manipulating music audio controls
- Fixing hair
- Putting on makeup
- Smoking
- Reading or writing
- Using radios and mobile phones

Remember to set a good example to other road users. Be aware of the UN image – people watch what we do!

4. Observe speed limits posted by local authorities and the UN at all times.

Peacekeeping personnel must comply with local rules and regulations and obey local police traffic instructions. They must obey all road signs and speed limits.

Working for an international organization does not exempt personnel from national and local laws. These rules also apply to privately owned vehicles with UN issued license plates.

Peacekeeping personnel are guests in a host country. UN vehicles are very visible. The driving of UN vehicles by peacekeeping personnel reflects on the over-all image of the UN.

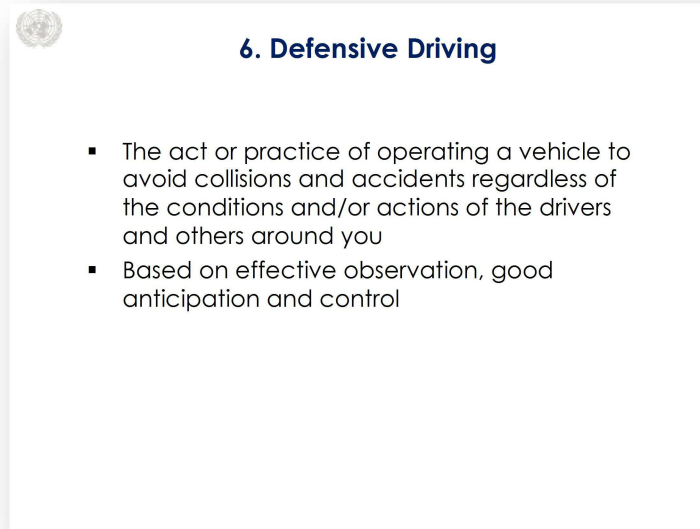
Peacekeeping personnel must:

- Know and obey the local or national speed limits
- Observe mission speed limits at all times – missions may choose to set speed limits lower than local limits
- Remember: speed limits are a maximum and NOT a target!

Reduced speed limits saves lives!

Defensive Driving Techniques

Slide 6

A presentation slide titled "6. Defensive Driving" with a small circular logo in the top left corner. The slide contains two bullet points defining defensive driving.

6. Defensive Driving

- The act or practice of operating a vehicle to avoid collisions and accidents regardless of the conditions and/or actions of the drivers and others around you
- Based on effective observation, good anticipation and control

Key Message: Defensive driving: operating a vehicle to avoid collisions and accidents, regardless of conditions or actions of other drivers.

The UN's road safety and accident prevention strategy encourages defensive driving techniques.

Defensive driving requires effective observation, good anticipation and control. It encourages drivers to be ready for the unexpected and question actions of other road users.

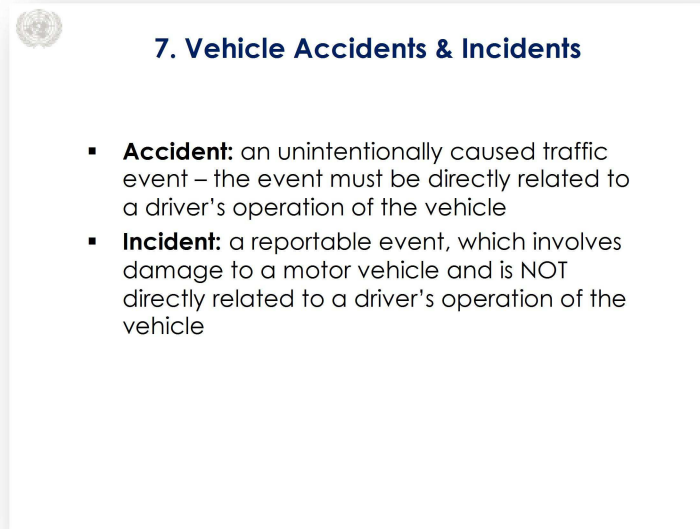
Competitive, aggressive driving is the opposite of defensive driving.

Defensive driving involves:

- Awareness, planning, anticipation and maintaining control
- Responsibility, care, consideration and courtesy
- Expectation that other people will make mistakes
- Readiness to slow down or stop – even with right of way
- Good control over the vehicle and road space
- Reduced hostility at the wheel to avoid dangerous situations
- Following local traffic laws when parking
- Setting a good example to others

Vehicle Accidents and Incidents

Slide 7



7. Vehicle Accidents & Incidents

- **Accident:** an unintentionally caused traffic event – the event must be directly related to a driver's operation of the vehicle
- **Incident:** a reportable event, which involves damage to a motor vehicle and is NOT directly related to a driver's operation of the vehicle

Key Message: You should know the difference between a vehicle “accident” and “incident”.

Accidents

An accident is an unintentionally caused traffic event where at least one motor vehicle moving under the control of a driver becomes involved, resulting in human injury and/or material damage. An accident is caused by a driver's operation of a vehicle. Examples include:

- Collisions between vehicles
- Hitting a non-motorist
- Hitting a wall, tree, utility pole
- Running off-the-road
- Rollover, turnover

Incidents

An incident is a reportable event, which involves damage to a motor vehicle. It is NOT directly related to a driver's operation of the vehicle.

Examples include:

- Vandalism
- Theft from vehicle
- Missing or lost equipment
- Defective equipment or vehicle part
- An “act of God” – events outside human control, such as sudden floods or other natural disasters, for which no one is responsible
- All kinds of non-collision damages, such as damages caused by malicious acts, cracked windscreen, dent in the bumper

What To Do In Case Of An Accident


- Stop the engine and remain at the accident scene, unless
 - Your safety is in danger
 - The vehicle is a hazard or traffic obstruction
- Activate 4-way flashers and take all necessary safety measures
- Give first-aid to injured persons if you are qualified, or call for medical help
- Contact the nearest UN office to report the accident
- Identify the other driver and witnesses, if possible
- Take pictures of the scene, people involved, vehicles and other property damage
- Do not talk about the accident with anyone at the scene; only talk about it with the police and UN officials
- Do not admit liability – your own or the UN's

Reporting Accidents and Incidents

- Prepare and submit your accident or incident report to proper investigating authorities immediately. If this is not possible, report within a maximum of 24 hours of an accident.
- Present the UN vehicles involved in accidents and incidents within 24 hours to the nearest Transport Office for inspection.
- Use the standard Accident and Incident Reporting Form. This will be in your vehicle book. Get a copy from Transport or Security Section if it is missing. The same form is used in reporting both accidents and incidents involving UN vehicles by all drivers and investigating units.

Administrative and Disciplinary Actions

Slide 8



8. Administrative & Disciplinary Actions

Class	Violations/Events
1	Failure to comply with the UN instructions governing the use and security of UN vehicles as described in the Manual; failure to comply with other local traffic rules and regulations; reckless driving; causing unfair wear and tear; failure to use a seat belt; exceeding speed limits by less than 20 kph
2	Causing minor traffic accident, where the UN driver is partly or wholly at fault and does not cause any injuries or significant property damage; demonstrated lack of competence or sense of responsibility; driving with an expired permit; transportation of unauthorized passengers or items; exceeding speed limits by more than 20 kph
3	Causing major traffic accident, where the UN driver is partly or wholly at fault and causes death/injury or significant property damage; driving under the influence of drugs or alcohol; driving without a permit; failure to report an accident or misrepresentation of an accident; repeating speeding offence more than three times

Key Message: Failure to comply with rules and regulations will result in harsh consequences. You may be:

- Liable to administrative and disciplinary action
- Required to pay back the UN for financial loss

Consequences may also include the suspension of your UN driver's permit.

Reference Materials

Below are materials which are a) referenced in this lesson, and b) required reading for instructor preparations:

- [Charter of the United Nations, 1945](#)
- [United Nations Peacekeeping Operations Principles and Guidelines, also known as the Capstone Doctrine, 2008](#)[United Nations Field Security Handbook, January 2006](#)
- [United Nations Basic Security in the Field: Staff Safety, Health and Welfare \(ST/SGB/2003/19\), 9 December 2003](#)
- [Road and Driving Safety \(ST/AI/2010/6\)](#)
- [DPKO-DFS Manual for Surface Transport Management in the Field, 2014](#)
- [DPKO-DFS Manual for Road Safety Management in the Field, 2016](#)
- [DPKO-DFS Standard Operating Procedure for the Use of UN Vehicles for Non-official Purposes, 2016](#)

Additional Resources

UN Information

The website for UN peacekeeping: <http://www.un.org/en/peacekeeping/>

UN Documents

UN documents can be found on: <http://www.un.org/en/documents/index.html> (Search by document symbol, e.g. A/63/100)

DPKO and DFS Guidance

The repository for all official DPKO and DFS guidance is the Policy and Practice Database: <http://ppdb.un.org> (only accessible from the UN network). Official peacekeeping guidance documents are also accessible through the Peacekeeping Resource Hub: <http://research.un.org/en/peacekeeping-community>

Instructors are encouraged to check for the latest guidance.

UN Films

UN films can be found on YouTube: <https://www.youtube.com/user/unitednations>

Additional Information

Trainers should let participants know that in addition to the Mission-specific information received during this training, participants should also familiarize themselves with the Pre-deployment Information Package (PIP). The PIP provides information on the mission and the local context.

Additional Training Resources

UN mandatory training includes Basic and Advanced Security in the Field (B/ASITF) online Course:

<https://dss.un.org>

The training can also be accessed on Inspira:

<http://inspira.un.org>

Where Peacekeeping Training Institutes do not have sufficient IT facilities, it is sufficient that eligible personnel are informed of their obligation to complete B/ASITF *upon arrival in the mission*.

Module 3: Individual Peacekeeping Personnel

Lesson 3.11



Road Safety



Relevance

- Rules and regulations to use UN-provided vehicles
- Create safe environment for all



Learning Outcomes

Learners will:

- Explain what is required to drive UN vehicles
- List four basic UN rules of road safety
- Describe defensive driving
- Explain UN's expectations for use and control of vehicles, including handling and reporting of accidents and incidents



Lesson Overview

1. Importance of Road Safety
2. Major Causes of Vehicle Accidents
3. Three Goals for Road Safety
4. Use of UN Vehicles
5. Four Basic UN Rules on Driver Safety
6. Defensive Driving Techniques
7. Vehicle Accidents & Incidents
8. Administrative & Disciplinary Actions



1. Why is Road Safety Important?

Accidents result in:

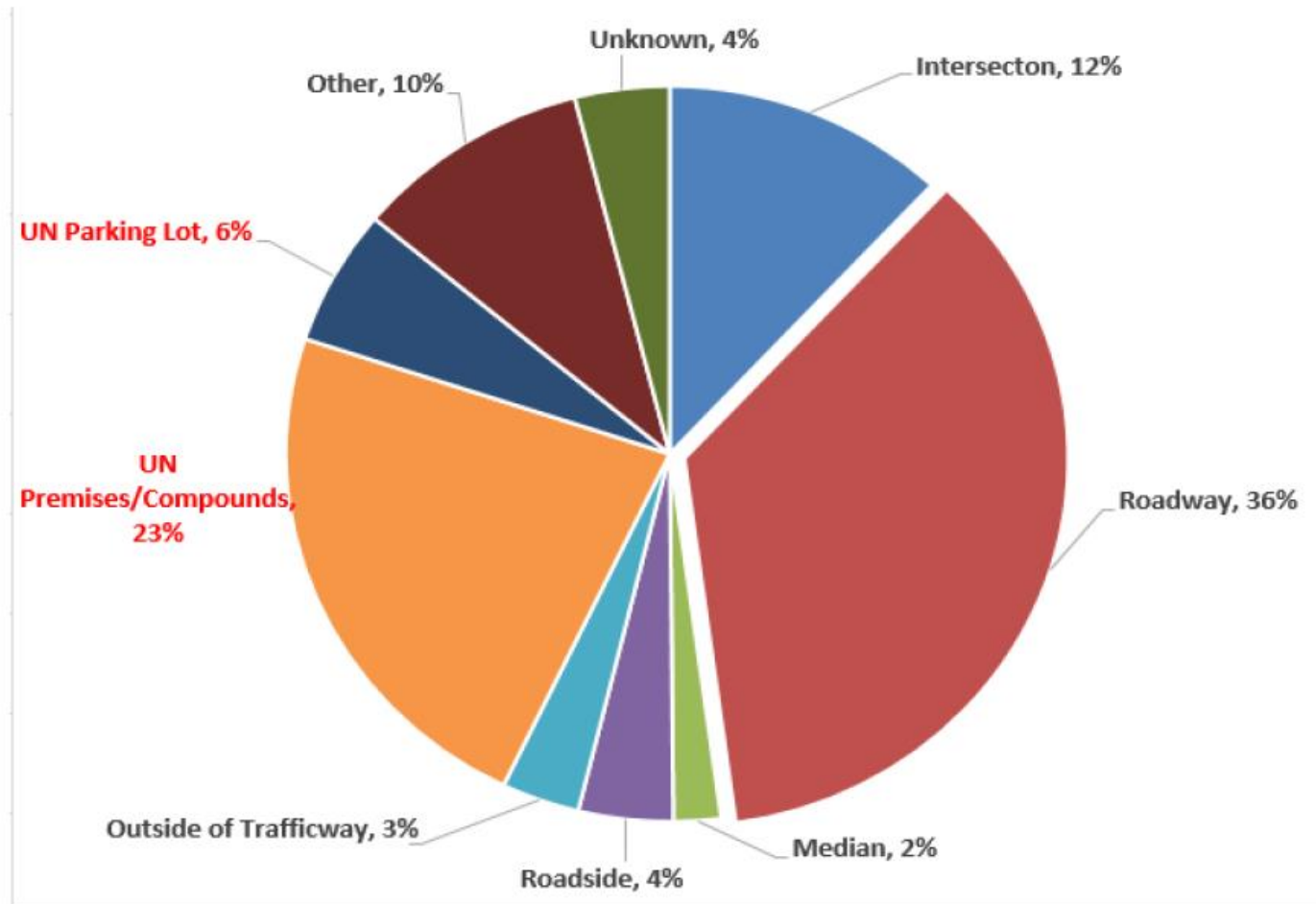
- Loss of life and injury
- Financial losses
- Reduced operational capability
- Negative public image





2. Major Causes of Vehicle Accidents

Vehicle Accident Locations 2013-14



Source: Surface Transport Section, DFS, UN HQ



3. Three Goals for Road Safety

1. Prevention of road accidents to the fullest extent possible
2. Mitigation of injury and damage when accidents do occur
3. Assimilation of 'lessons learnt' from mission and road accidents





4. Use of UN Vehicles

- Valid UN driver's permit
- OFFICIAL DUTIES only
- Only transport authorized persons



5. Four Basic UN Rules on Driver Safety

1. Wearing of seatbelts is mandatory
2. Driving under the influence of alcohol or drugs is strictly prohibited
3. Drivers are prohibited from using mobile phones
4. The speed limits, as posted by local authorities and in UN areas, must be observed at all times





6. Defensive Driving

- The act or practice of operating a vehicle to avoid collisions and accidents regardless of the conditions and/or actions of the drivers and others around you
- Based on effective observation, good anticipation and control



7. Vehicle Accidents & Incidents

- **Accident:** an unintentionally caused traffic event – the event must be directly related to a driver's operation of the vehicle
- **Incident:** a reportable event, which involves damage to a motor vehicle and is NOT directly related to a driver's operation of the vehicle



8. Administrative & Disciplinary Actions

Class	Violations/Events
1	Failure to comply with the UN instructions governing the use and security of UN vehicles as described in the Manual; failure to comply with other local traffic rules and regulations; reckless driving; causing unfair wear and tear; failure to use a seat belt; exceeding speed limits by less than 20 kph
2	Causing minor traffic accident, where the UN driver is partly or wholly at fault and does not cause any injuries or significant property damage; demonstrated lack of competence or sense of responsibility; driving with an expired permit; transportation of unauthorized passengers or items; exceeding speed limits by more than 20 kph
3	Causing major traffic accident, where the UN driver is partly or wholly at fault and causes death/injury or significant property damage; driving under the influence of drugs or alcohol; driving without a permit; failure to report an accident or misrepresentation of an accident; repeating speeding offence more than three times



Summary of Key Messages

- What is required to drive UN vehicle
- Four basic UN rules of road safety
- Defensive driving
- UN's expectations for use and control of vehicles, including handling and reporting of accidents and incidents



Questions



Learning Activity

Learning Evaluation